

# Managing Colorado Medicaid Portal and Benefits

7 Steps [View most recent version on Tango.us](#) 

---

Created by

Maggie Parks

Creation Date

March 13, 2024

Last Updated

March 13, 2024

STEP 1

**Go to Colorado Medicaid PEAK Website / Vaya al sitio web PEAK de Medicaid de Colorado**

[https://peak.my.site.com/peak/s/peak-landing-page?language=en\\_US](https://peak.my.site.com/peak/s/peak-landing-page?language=en_US)



**Apply For Health First Colorado**



**Apply online**


- Fastest way to apply
- Most people find out right away if they qualify
- Check your application status online
- [What you'll need to apply](#)

**Apply Now!**

**Apply by phone:** Call 1-800-221-3943 / State Relay: 711. Phone applications are available Monday through Friday from 8 a.m. to 4 p.m.

**Apply by mail:** [Download and print a paper application](#).

**Apply in person:** Apply in person at your county of residence's [local county office](#) or at a local [application assistance site](#)

 Chat with an Expert

STEP 2

**Choose the appropriate selection for your family/child: Log-In (if you have one) or Create an Account (if you have not) Apply for Benefits (if you need benefits but have not applied) / Elija la selección adecuada para su familia/niño: Iniciar sesión (si tiene uno) o Crear una cue**

PEAK to apply for or manage your  
ical, SNAP, cash or other State of  
rado benefits.

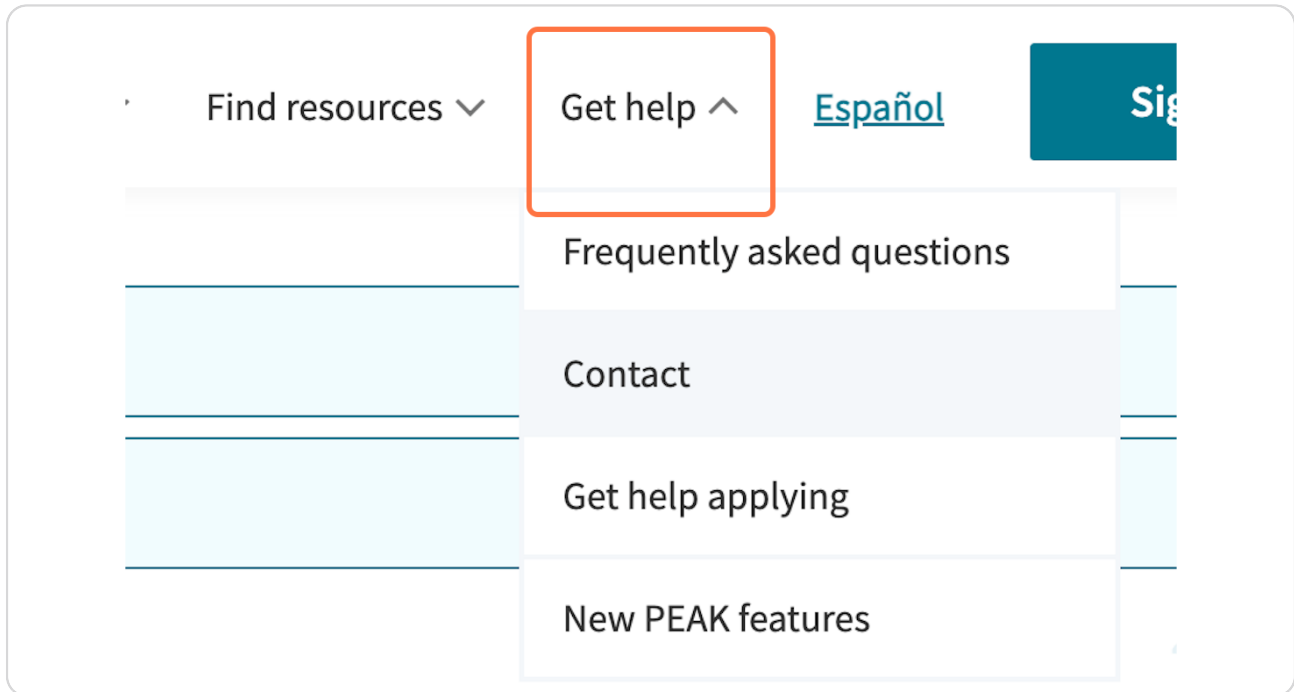
**Apply for  
benefits**

**Create an  
account**

an account? [Sign in](#)

### STEP 3

To get assistance on the website or with PEAK login, account set up, or with benefits, please use the "get help" tab. / Para obtener ayuda en el sitio web o con el inicio de sesión PEAK, la configuración de una cuenta o los beneficios, utilice la pestaña "obtener ayuda".



STEP 4

**Select "Contact" for additional options / Selecciona "Contacto" para opciones adicionales**

## Contact

**How can we help you?**


**Get help with benefits**  
For general questions about benefit programs >

**PEAK Technical Support**  
For troubleshooting the PEAK website, MyCOBenefits mobile app, or the Health First Colorado mobile app >

**Get help applying**  
For locating help with completing an application for benefits >

**Have questions?**  
Check our FAQ page  
[Go To FAQs](#)

**Contact your county office**  
Search for your local county office


**Need help on your case?**  
Chat now with the Virtual PEAK Chatbot  


## STEP 5

Your Medicaid benefits and account information can also be managed with the Colorado PEAK Application or Colorado Health First Mobile Application / Sus beneficios de Medicaid y la información de su cuenta también se pueden administrar con la aplicación Colorado PEAK o la aplicaci

<https://www.healthfirstcolorado.com/mobileapp/>

### Download apps to help manage your benefi



#### Health First Colorado mobile app

Use the Health First Colorado app to take control of your Medicaid benefits! Make an account at [Colorado PEAK](#) and download the free Health Colorado app.

[Learn more](#)

## STEP 6

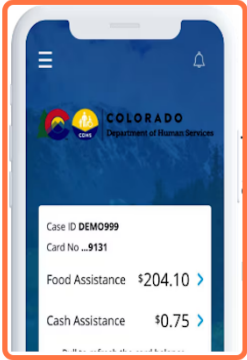
### MyCoBenefits Mobile Application / Aplicación móvil MyCoBenefits

[https://play.google.com/store/apps/details?id=com.colorado.mycobenefits&hl=en\\_US&gl=US&pli=1](https://play.google.com/store/apps/details?id=com.colorado.mycobenefits&hl=en_US&gl=US&pli=1)

## manage your benefits

olorado mobile

rst Colorado app to  
ur Medicaid benefits!  
at Colorado PEAK and  
e Health Colorado



MyCOBenefits mobile ap

Use the MyCOBenefits app to  
take control of your Food (SNA  
and Cash assistance benefits!

Learn more

## STEP 7

**If you would like additional support with your benefits, knowing what options your family has for benefits, or help with the application process you can also reach out to Developmental Pathways for assistance.**

Si desea apoyo adicional con sus beneficios, saber qué opciones tiene su familia para recibir beneficios o ayuda con el proceso de solicitud, también puede comunicarse con Developmental Pathways para obtener ayuda.

*Tango*

Never miss a step again. Visit [Tango.us](https://tango.us)